


**SEA TO SKY FOUNDATION**  
**Financial Statements**  
**Year Ended August 31, 2011**  
*(Unaudited - See Notice To Reader)*

**SEA TO SKY FOUNDATION**  
**Index to Financial Statements**  
**Year Ended August 31, 2011**  
*(Unaudited - See Notice To Reader)*

---

	Page
NOTICE TO READER	1
FINANCIAL STATEMENTS	
Statement of Financial Position	2
Statement of Operations	3
Statement of Changes in Net Assets	4



---

**NOTICE TO READER**


---

On the basis of information provided by management, we have compiled the statement of financial position of Sea to Sky Foundation as at August 31, 2011 and the statements of operations and changes in net assets for the year then ended.


We have not performed an audit or a review engagement in respect of these financial statements and, accordingly, we express no assurance thereon.

Readers are cautioned that these statements may not be appropriate for their purposes.

Burnaby, British Columbia  
November 8, 2011



Chartered Accountants



**SEA TO SKY FOUNDATION**  
**Statement of Financial Position**  
**August 31, 2011**

*(Unaudited - See Notice To Reader)*

	2011	2010
<b>ASSETS</b>		
<b>CURRENT</b>		
Cash	\$ 1,512,376	\$ 106,288
Term deposits	15,053	1,415,013
Accounts receivable and accrued	3	779
Recoverable from government authorities	4,571	1,760
Mortgage receivable	-	187,971
Prepaid expense	1,103	1,194
	<u>1,533,106</u>	1,713,005
<b>CAPITAL ASSETS</b>	<b>309</b>	<b>510</b>
<b>DUE FROM RELATED PARTY</b>	<b><u>75,000,000</u></b>	<b><u>75,023,352</u></b>
	<b><u>\$ 76,533,415</u></b>	<b><u>\$ 76,736,867</u></b>
<b>LIABILITIES AND NET ASSETS</b>		
<b>CURRENT</b>		
Accounts payable and accrued liabilities	\$ 3,127	\$ 10,349
<b>NET ASSETS - page 4</b>		
Unrestricted	<u>76,530,288</u>	<u>76,726,518</u>
	<b><u>\$ 76,533,415</u></b>	<b><u>\$ 76,736,867</u></b>

ON BEHALF OF THE BOARD

[Redacted Signature]

Director

Director

**SEA TO SKY FOUNDATION**

**Statement of Operations**

**Year Ended August 31, 2011**

*(Unaudited - See Notice To Reader)*

	<b>2011</b>	<b>2010</b>
<b>REVENUE</b>	<b>\$ -</b>	<b>\$ 1,098,205</b>
<b>EXPENDITURES</b>		
Salaries and wages	126,440	9,226
Consulting fees	45,741	141,240
Donations	23,352	2,200,000
Insurance	13,530	14,076
Professional fees	12,080	20,227
Office	5,755	7,265
Rent	2,296	2,017
Travel	1,391	767
Interest and bank charges	793	1,251
Advertising and promotion	633	-
Amortization	201	346
Meals and entertainment	65	112
Interest on long term debt	-	10,959
	<u>232,277</u>	<u>2,407,486</u>
<b>DEFICIENCY OF REVENUE OVER EXPENDITURES FROM OPERATIONS</b>	<b>(232,277)</b>	<b>(1,309,281)</b>
<b>OTHER INCOME</b>		
Interest income	36,047	8,860
Gain on sale of land	-	13,219,835
Other income	-	180,000
	<u>36,047</u>	<u>13,408,695</u>
<b>EXCESS (DEFICIENCY) OF REVENUE OVER EXPENDITURES -</b>		
<b>page 4</b>	<b>\$ (196,230)</b>	<b>\$ 12,099,414</b>

**SEA TO SKY FOUNDATION**  
**Statement of Changes in Net Assets**  
**Year Ended August 31, 2011**

*(Unaudited - See Notice To Reader)*

	<u>2011</u>	<u>2010</u>
<b>NET ASSETS - BEGINNING OF YEAR</b>	<b>\$ 76,726,518</b>	<b>\$ 64,627,104</b>
Excess (deficiency) of revenue over expenditures - page 3	<u>(196,230)</u>	<u>12,099,414</u>
<b>NET ASSETS - END OF YEAR - page 2</b>	<b><u>\$ 76,530,288</u></b>	<b><u>\$ 76,726,518</u></b>