

**Howe Sound Samaritans  
Foundation:  
Balance Sheets  
(2005-2019)**

Compiled by Vivian Krause  
October 12, 2020  
@FairQuestions

**HOWE SOUND SAMARITANS FOUNDATION**

**BALANCE SHEET**  
**January 31, 2005**  
**(unaudited)**

**ASSETS**

Cash

\$ 0

\$ 0

**LIABILITIES**

\$ 0

**SURPLUS**

Opening balance

\$ 0

Current

0

Liabilities and Surplus

\$ 0

# Howe Sound Samaritans' Foundation

## BALANCE SHEET

January 31, 2006  
(unaudited)

### ASSETS

Cash

\$250,000.00

\$250,000.00

### LIABILITIES

\$ 0.00

### SURPLUS

Opening balance

\$ 0.00


Current

250,000.00

\$250,000.00

Liabilities and Surplus

\$ 250,000.00



C. Brunley

# Howe Sound Samaritans' Foundation

## BALANCE SHEET

January 31, 2007  
(unaudited)

### ASSETS

Cash

\$257,771.95

\$257,771.95

### LIABILITIES

\$ 0.00

### SURPLUS

Opening balance

\$ 250,000.00

Current


7,771.95

257,771.95

Liabilities and Surplus

\$257,771.95

Per:



Authorized Signatory

# Howe Sound Samaritans' Foundation

## BALANCE SHEET

January 31, 2008  
(unaudited)

### ASSETS

Cash

\$266,132.15

\$266,132.15

### LIABILITIES

\$ 0.00

### SURPLUS

Opening balance

\$ 257,771.85

Current


8,360.20

266,132.15

Liabilities and Surplus

\$266,132.15

Per:



Authorized Signatory

# HOWE SOUND SAMARITANS' FOUNDATION

## BALANCE SHEET as at January 31, 2009 (Unaudited)

### Assets

#### Current

Cash on hand and in bank	\$	105,858.34
Interest Receivable		<u>1,319.47</u>
TOTAL ASSETS	\$	<u>107,177.81</u>


TOTAL LIABILITIES \$ 0.00

### STATEMENT OF CHANGES IN EQUITY

Balance at Beginning of Period	\$	266,132.15
Increase in Equity during period		<u>(158,954.34)</u>
Surplus at End of Period	\$	<u>107,177.81</u>

Liabilities and Surplus \$ 107,177.81

Approved by:



# HOWE SOUND SAMARITANS' FOUNDATION


## BALANCE SHEET as at January 31, 2010 (Unaudited)

Assets	
Current	
Cash on hand and in bank	\$ 11,589.83
Interest Receivable	-
GST Receivable	10.31
TOTAL ASSETS	\$ 11,600.14
TOTAL LIABILITIES	\$ 0.00

## STATEMENT OF CHANGES IN EQUITY

Balance at Beginning of Period	\$ 107,177.81
Increase in Equity during period	(95,577.67)
Surplus at End of Period	\$ 11,600.14
Liabilities and Surplus	\$ 11,600.14

Approved by:

A handwritten signature in black ink is enclosed within a red rectangular box. A horizontal black line is drawn across the signature, extending to the right edge of the box.

# HOWE SOUND SAMARITANS' FOUNDATION

## BALANCE SHEET as at January 31, 2011 (Unaudited)

### Assets

#### Current

Cash on hand and in bank	\$	21,291.30
Interest Receivable		-
GST Receivable		10.25
<b>TOTAL ASSETS</b>	<b>\$</b>	<b>21,301.55</b>

**TOTAL LIABILITIES** \$ 0.00

### STATEMENT OF CHANGES IN EQUITY

Balance at Beginning of Period	\$	11,600.14
Increase in Equity during period		9,701.41
<b>Surplus at End of Period</b>	<b>\$</b>	<b>21,301.55</b>

Liabilities and Surplus \$ 21,301.55

Approved by:



A handwritten signature in black ink is enclosed within a red rectangular box. A horizontal line extends from the right side of the signature across the box.



# HOWE SOUND SAMARITANS' FOUNDATION

## BALANCE SHEET as at January 31, 2012 (Unaudited)

### Assets

#### Current

Cash on hand and in bank	\$	20,416.97
Interest Receivable		-
GST Receivable		<u>46.73</u>
TOTAL ASSETS	\$	20,463.70


TOTAL LIABILITIES \$ 0.00

### STATEMENT OF CHANGES IN EQUITY

Balance at Beginning of Period	\$	21,301.55
Increase in Equity during period		<u>(837.85)</u>
Surplus at End of Period	\$	20,463.70

Liabilities and Surplus \$ 20,463.70

Approved by:



A handwritten signature in black ink is enclosed in a red rectangular box. A horizontal line extends from the right side of the signature across the page.

# HOWE SOUND SAMARITANS' FOUNDATION

## BALANCE SHEET as at January 31, 2013 (Unaudited)

### Assets

#### Current

Cash on hand and in bank	\$	484.85
Account Receivable		2,548.37
GST Receivable		20.55
HST Receivable		32.80
<b>TOTAL ASSETS</b>	<b>\$</b>	<b>3,086.57</b>


<b>TOTAL LIABILITIES</b>	<b>\$</b>	<b>0.00</b>
--------------------------	-----------	-------------

### STATEMENT OF CHANGES IN EQUITY

Balance at Beginning of Period	\$	20,463.70
Increase in Equity during period		(17,377.13)
Surplus at End of Period	\$	3,086.57

Liabilities and Surplus	\$	3,086.57
-------------------------	----	----------

Approved by:

A handwritten signature in black ink is enclosed within a red rectangular box. A horizontal black line is drawn across the signature, extending slightly beyond the left and right edges of the box.

# HOWE SOUND SAMARITANS' FOUNDATION

## BALANCE SHEET as at January 31, 2014 (Unaudited)

### Assets

#### Current

Cash on hand and in bank	\$	2,103.45
GST Receivable		<u>20.59</u>
TOTAL ASSETS	\$	2,124.04

TOTAL LIABILITIES \$ 0.00

### STATEMENT OF CHANGES IN EQUITY

Balance at Beginning of Period	\$	3,086.57
Increase in Equity during period		<u>(962.53)</u>
Surplus at End of Period	\$	2,124.04

Liabilities and Surplus \$ 2,124.04

Approved by:

  
\_\_\_\_\_

**HOWE SOUND SAMARITANS' FOUNDATION****BALANCE SHEET**  
as at January 31, 2015  
(Unaudited)

Assets	2015	2014
Current		
Cash on hand and in bank	\$ 1,597.32	\$ 2103.45
GMP - cash	678.54	
GMP - Investments	2,144,670.00	
Accounts Receivable	9,335.00	
GST Receivable	10.25	20.69
<b>TOTAL ASSETS</b>	<b>\$ 2,156,291.11</b>	<b>\$ 2,124.04</b>
<b>TOTAL LIABILITIES</b>	<b>\$ 0.00</b>	<b>\$ 0.00</b>

**STATEMENT OF CHANGES IN EQUITY**

Balance at Beginning of Period	\$ 2,124.04	\$ 3086.57
Prior Period Adjustment	2,125,860.00	
Increase in Equity during period	28,307.07	-962.53
Surplus at End of Period	<b>\$ 2,156,291.11</b>	<b>\$ 2,124.04</b>
Liabilities and Surplus	<b>\$ 2,156,291.11</b>	<b>\$ 2,124.04</b>

Approved by:



## HOWE SOUND SAMARITANS' FOUNDATION

### BALANCE SHEET as at January 31, (Unaudited)

Assets	2016	2015
Current		
Cash on hand and in bank	\$ 6,882.40	\$ 1,597.32
GMP - cash	678.54	678.54
GMP - Investments	2,144,670.00	2,144,670.00
Accounts Receivable	0.00	9,335.00
GST Receivable	410.37	10.25
<b>TOTAL ASSETS</b>	<b>\$ 2,152,641.31</b>	<b>\$ 2,156,291.11</b>
 <b>TOTAL LIABILITIES</b>	 <b>\$ 0.00</b>	 <b>\$ 0.00</b>

### STATEMENT OF CHANGES IN EQUITY

Balance at Beginning of Period	\$ 2,156,291.11	\$ 2,124.04
Prior Period Adjustment	0.00	2,125,860.00
Increase in Equity during period	(3,649.80)	28,307.07
Surplus at End of Period	<u>\$ 2,152,641.31</u>	<u>\$ 2,156,291.11</u>
 Liabilities and Surplus	 \$ 2,152,641.31	 \$ 2,156,291.11

Approved by:



## HOWE SOUND SAMARITANS' FOUNDATION


### BALANCE SHEET as at January 31, (Unaudited)

Assets	2017	2016
<b>Current</b>		
Cash on hand and in bank	\$ 27,345.05	\$ 6,882.40
GMP - cash	678.54	678.54
GMP - Investments	2,144,670.00	2,144,670.00
Accounts Receivable	0.00	0.00
GST Receivable	115.50	410.37
<b>TOTAL ASSETS</b>	<b>\$ 2,172,809.09</b>	<b>\$ 2,152,641.31</b>
 <b>TOTAL LIABILITIES</b>	 <b>\$ 0.00</b>	 <b>\$ 0.00</b>

### STATEMENT OF CHANGES IN EQUITY

Balance at Beginning of Period	\$ 2,152,641.31	\$ 2,156,291.11
Increase in Equity during period	20,167.78	(3,649.80)
Surplus at End of Period	<u>\$ 2,172,809.09</u>	<u>\$ 2,152,641.31</u>
 Liabilities and Surplus	 \$ 2,172,809.09	 \$ 2,152,641.31

Approved by:



## HOWE SOUND SAMARITANS' FOUNDATION


### BALANCE SHEET as at January 31, (Unaudited)

Assets	2018	2017
Current		
Cash on hand and in bank	\$ 9,661.18	\$ 27,345.05
GMP - cash	678.54	678.54
GMP - Investments	2,144,670.00	2,144,670.00
Accounts Receivable	0.00	0.00
GST Receivable	731.97	115.5
<b>TOTAL ASSETS</b>	<b>\$ 2,155,741.69</b>	<b>\$ 2,172,809.09</b>
 <b>TOTAL LIABILITIES</b>	 <b>\$ 0.00</b>	 <b>\$ 0.00</b>

### STATEMENT OF CHANGES IN EQUITY

Balance at Beginning of Period	\$ 2,172,809.09	\$ 2,152,641.31
Increase in Equity during period	(17,067.40)	20,167.78
Surplus at End of Period	<u>\$ 2,155,741.69</u>	<u>\$ 2,172,809.09</u>
 Liabilities and Surplus	 \$ 2,155,741.69	 \$ 2,172,809.09

Approved by:



**HOWE SOUND SAMARITANS' FOUNDATION****BALANCE SHEET**as at January 31,  
(Unaudited)

Assets	2019	2018
Current		
Cash on hand and in bank	\$ 9,454.43	\$ 9,661.18
GMP - cash	678.54	678.54
GMP - Investments	2,144,670.00	2,144,670.00
GST Receivable	30.63	731.97
<b>TOTAL ASSETS</b>	<b>\$ 2,154,833.60</b>	<b>\$ 2,155,741.69</b>
<b>TOTAL LIABILITIES</b>	<b>\$ 466.25</b>	<b>\$ 0.00</b>

**STATEMENT OF CHANGES IN EQUITY**

Balance at Beginning of Period	\$ 2,155,741.69	\$ 2,172,809.09
Increase in Equity during period	(1,374.34)	(17,067.40)
Surplus at End of Period	<u>\$ 2,154,367.35</u>	<u>\$ 2,155,741.69</u>
Liabilities and Surplus	\$ 2,154,833.60	\$ 2,155,741.69

Approved by:

