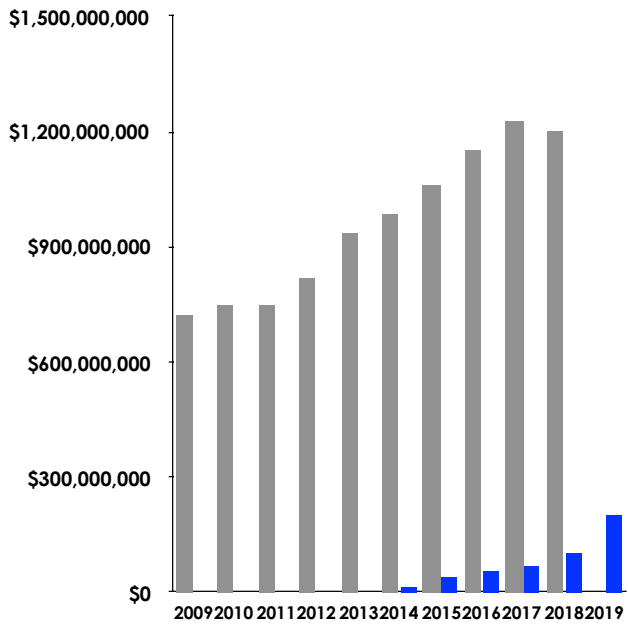


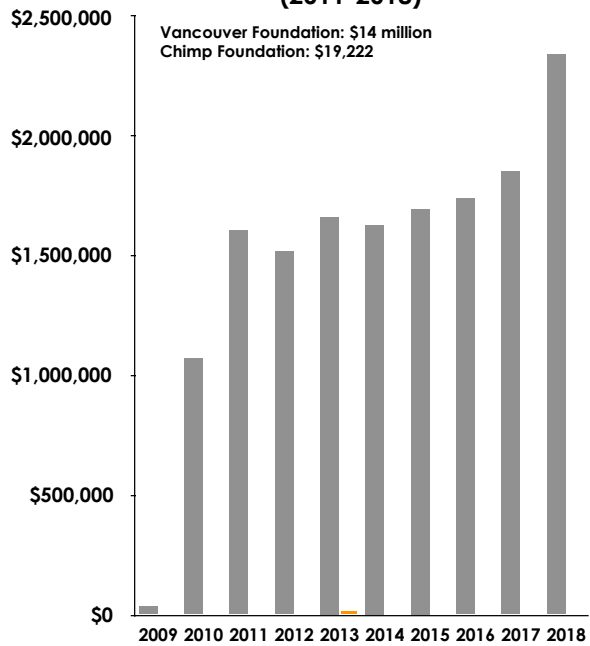
Chimp Foundation Compared to Vancouver Foundation

■ Vancouver Foundation ■ Chimp Foundation

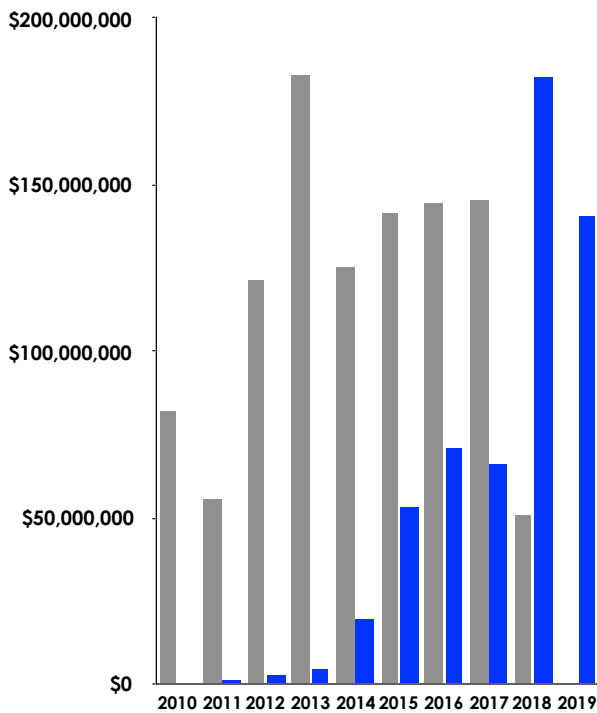
Total Assets



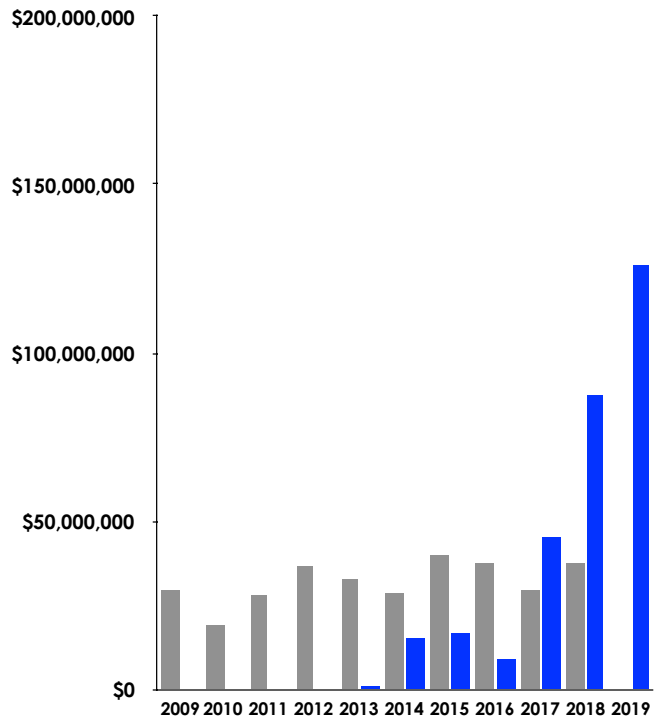
Expenditures on Fundraising (2011-2018)



Total Revenue



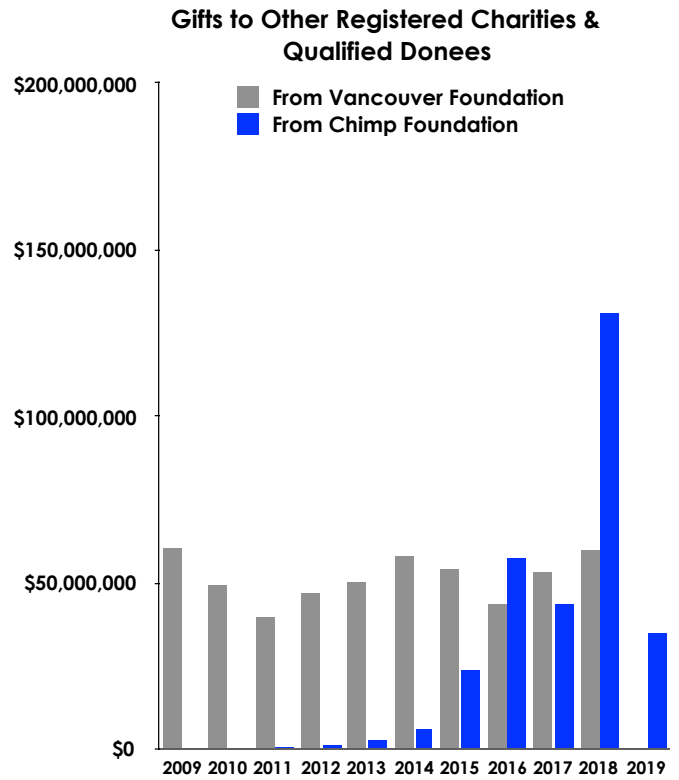
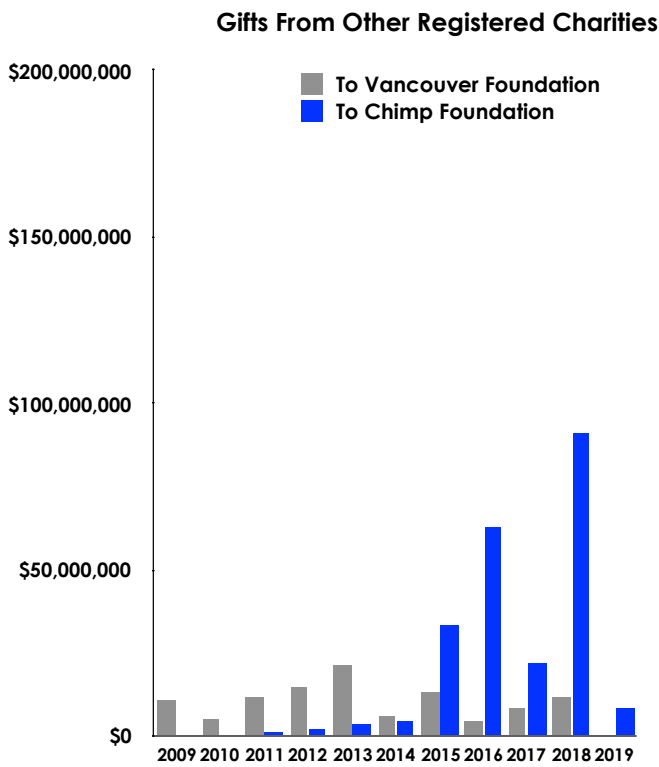
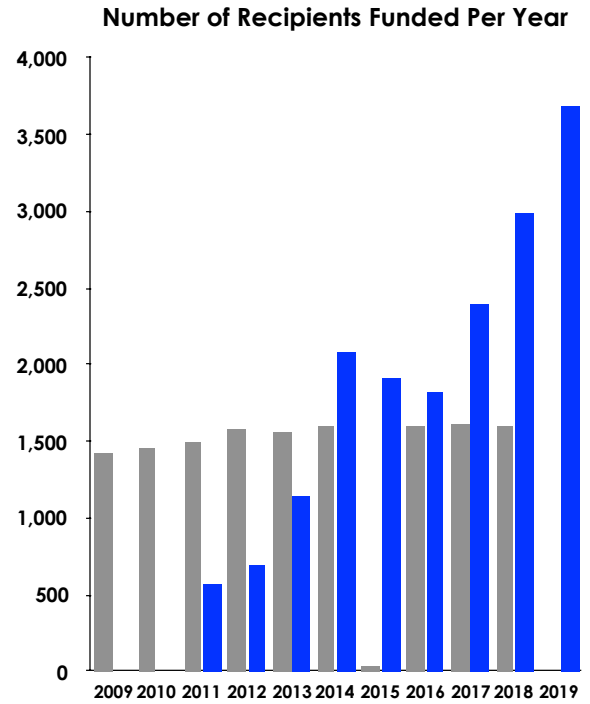
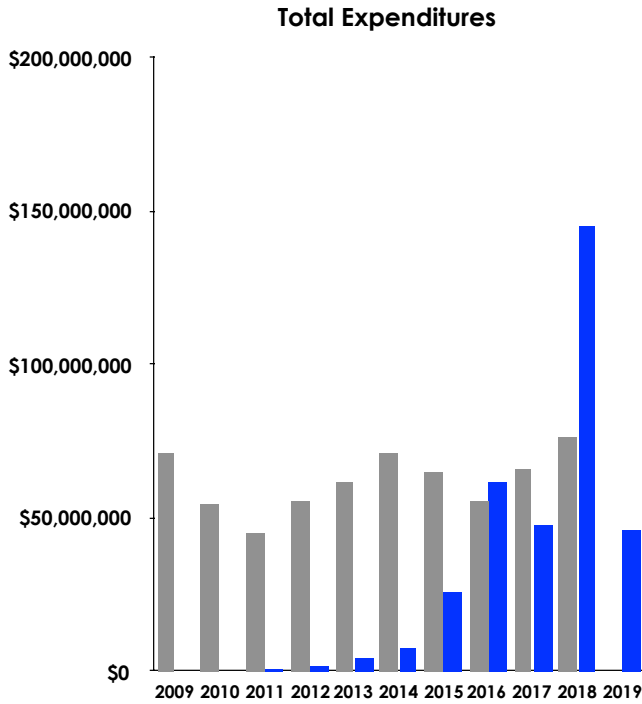
Tax-Receipted Donations



NOTE: The 2019 tax return for Vancouver Foundation is not yet available.

Chimp Foundation Compared to Vancouver Foundation

■ Vancouver Foundation ■ Chimp Foundation



NOTE: The 2019 tax return for Vancouver Foundation is not yet available.

Table 2. Chimp Foundation and Vancouver Foundation: A Comparison (2009-2018)

		2009	2010	2011	2012	2013	2014	2015	2016	2017	2018	2019	2011-2019	2015-2019
Total Assets	Vancouver Foundation	\$721,380,110	\$748,706,748	\$748,391,116	\$814,959,358	\$933,587,389	\$985,721,602	\$1,061,713,310	\$1,150,302,578	\$1,229,400,939	\$1,203,087,272	n/a		
	Chimp Foundation	\$0	\$0	\$690,863	\$2,086,435	\$2,853,762	\$15,335,058	\$42,788,803	\$52,662,032	\$69,991,715	\$105,869,425	\$202,148,377		
Total Revenue	Vancouver Foundation	\$140,993,409	\$82,341,158	\$55,535,006	\$121,557,880	\$183,268,563	\$125,182,755	\$141,676,773	\$144,652,460	\$145,275,419	\$50,540,894	n/a	\$967,689,750	\$482,145,546
	Chimp Foundation	\$0	\$0	\$1,235,812	\$2,541,210	\$4,636,295	\$19,792,702	\$53,370,027	\$70,882,192	\$66,058,832	\$182,013,413	\$140,775,754	\$541,306,237	\$513,100,218
Total Expenditures	Vancouver Foundation	\$71,224,958	\$54,853,926	\$45,334,379	\$55,622,539	\$61,784,354	\$71,537,061	\$65,236,788	\$55,824,963	\$66,140,230	\$76,576,779	n/a	\$498,057,093	\$263,778,760
	Chimp Foundation	\$0	\$0	\$564,949	\$1,203,057	\$3,818,850	\$7,342,914	\$26,292,292	\$61,637,174	\$47,853,291	\$145,284,475	\$46,237,828	\$340,234,830	\$327,305,060
Tax-receipted gifts	Vancouver Foundation	\$29,603,140	\$19,135,284	\$27,907,248	\$36,307,386	\$32,429,411	\$29,107,082	\$39,651,411	\$37,261,635	\$29,567,464	\$37,341,462	n/a	\$269,573,099	\$143,821,972
	Chimp Foundation			\$149,916	\$362,313	\$768,044	\$15,505,643	\$17,020,234	\$9,083,255	\$45,709,515	\$87,394,056	\$126,485,972	\$302,478,948	\$285,693,032
Gifts from other registered charities	Vancouver Foundation	\$10,889,664	\$5,428,147	\$11,769,003	\$14,908,313	\$21,055,448	\$5,856,711	\$13,004,133	\$4,417,733	\$8,550,122	\$11,620,377	n/a	\$91,181,840	\$37,592,365
	Chimp Foundation			\$1,086,000	\$2,178,205	\$3,865,264	\$4,576,326	\$33,387,978	\$62,565,548	\$22,053,716	\$90,960,801	\$7,917,334	\$228,591,172	\$216,885,377
Fundraising	Vancouver Foundation	\$38,249	\$1,071,660	\$1,608,207	\$1,514,191	\$1,664,644	\$1,626,717	\$1,698,436	\$1,740,559	\$1,854,961	\$2,341,209	n/a	\$14,048,924	\$7,635,165
	Chimp Foundation		\$0	\$0	\$2,849	\$16,373	\$0	\$0	\$0	\$0	\$0	n/a	\$19,222	\$0
Gifts to Other Registered Charities & Qualified Donnees	Vancouver Foundation	\$60,393,553	\$49,362,432	\$39,369,538	\$47,065,138	\$50,157,767	\$58,424,121	\$53,951,191	\$43,873,366	\$53,416,039	\$59,849,192	n/a	\$406,106,352	\$211,089,788
	Chimp Foundation	\$0	\$0	\$434,639	\$1,028,940	\$2,900,790	\$6,221,900	\$23,406,068	\$57,561,312	\$43,821,381	\$130,874,268	\$35,165,729	\$301,415,027	\$290,828,758
Number of Grant	Vancouver Foundation	1,414	1,450	1,493	1,575	1,559	1,593	25	1,592	1,622	1,596	n/a	11,055	4,835
	Chimp Foundation	0	0	562	691	1,146	2,080	1,906	1,825	2,397	2,986	3,687	17,280	12,801

Source: Compiled from Canadian tax returns. Last updated: March 7, 2020.

DISCLAIMER: This spreadsheet compiles information that is publicly available at the web-site of the Canada Revenue Agency: <https://www.canada.ca/en/revenue-agency/services/charities-giving/charities-listings.html> This information was compiled by Vivian Krause. While this information is believed to be accurate, it is not guaranteed to be so. Users of this material should exercise due diligence to ensure the accuracy and currency of all information. The information contained herein is subject to change without notice, and may become out-dated and may or may not be updated.

@FairQuestions