

C & R Foundation

Financial Statements

2005 - 2014

Missing: 2012

C&R FOUNDATION

BALANCE SHEET as at November 30, 2005 (Unaudited)

Assets

Current

Cash on hand and in bank	\$ 3,208,656.16
Investments	9,854,632.00
Loan Receivable	13,500.00
Interest Receivable	203,097.07
TOTAL ASSETS	\$ 13,279,885.23


TOTAL LIABILITIES

\$ 6,444.54

STATEMENT OF CHANGES IN EQUITY

Balance at Beginning of Period	\$ 13,547,458.49
Increase (Decrease) in Equity during period	(274,017.80)
Surplus at End of Period	\$ 13,273,440.69

Approved by: /



C&R FOUNDATION

STATEMENT OF RECEIPTS AND DISBURSEMENTS for the period ended November 30, 2005 (Unaudited)

Receipts

Received Donations	\$	0.00	
Interest and Investment Income		561,213.90	
Miscellaneous Income		<u>139.34</u>	
Total Receipts			\$ 561,353.24

Disbursements

Gifts to Qualified Donees	\$	835,000.00	
Administrative Expenses			
Accounting & Legal fees	\$	363.84	
Bank fees and Interest expense		<u>7.20</u>	
Total Disbursements		<u>371.04</u>	<u>835,371.04</u>

EQUITY

Increase (Decrease) in Equity during Period	\$	(274,017.80)
---	----	--------------

C&R FOUNDATION

BALANCE SHEET as at November 30, 2006 (Unaudited)

Assets


Current

Cash on hand and in bank	\$ 3,293,662.16
Investments	10,452,468.84
Cash Inv acct	8,900.00
Interest Receivable	10,432.26
TOTAL ASSETS	\$ 13,765,463.26
TOTAL LIABILITIES	
Loan Payable	\$ 12,530.59

STATEMENT OF CHANGES IN EQUITY

Balance at Beginning of Period	\$ 13,273,440.69
Increase (Decrease) in Equity during period	479,491.98
Surplus at End of Period	\$ 13,752,932.67
Equity and Liabilities	\$ 13,765,463.26

Approved by:



COPIED

C&R FOUNDATION

STATEMENT OF RECEIPTS AND DISBURSEMENTS

for the period ended November 30, 2006

(Unaudited)

Receipts

Receipted Donations	\$	0.00	
Interest and Investment Income		486,060.67	
Miscellaneous Income		<u>0.30</u>	
Total Receipts			\$ 486,060.97

Disbursements

Gifts to Qualified Donees	\$	5,000.00	
Administrative Expenses			
Accounting & Legal fees	\$	1,556.89	
Bank fees and Interest expense		<u>12.10</u>	
		1,568.99	
Total Disbursements			<u>6,568.99</u>

EQUITY

Increase (Decrease) in Equity during Period			\$ 479,491.98
---	--	--	---------------

C&R FOUNDATION

BALANCE SHEET as at November 30, 2007 (Unaudited)

Assets

Current

Cash on hand and in bank	\$ 3,153,622.52
Investments	10,909,123.38
Cash Inv acct	8,832.12
Interest Receivable	6,060.26
TOTAL ASSETS	\$ 14,077,638.28

TOTAL LIABILITIES


Loan Payables	\$ 12,530.59
---------------	--------------

STATEMENT OF CHANGES IN EQUITY

Balance at Beginning of Period	\$ 13,752,932.67
Increase (Decrease) in Equity during period	312,175.02
Surplus at End of Period	\$ 14,065,107.69

Equity and Liabilities	\$ 14,077,638.28
------------------------	-------------------------

App



COPIED FROM ORIGINAL

C&R FOUNDATION

STATEMENT OF RECEIPTS AND DISBURSEMENTS for the period ended November 30, 2007 (Unaudited)

Receipts

Received Donations	\$	0.00	
Interest and Investment Income		613,399.58	
Miscellaneous Income		<u>100.81</u>	
Total Receipts			\$ 613,500.39

Disbursements

Gifts to Qualified Donees	\$	300,300.00	
Administrative Expenses			
Accounting & Legal fees	\$	1,012.62	
Bank fees and Interest expense		<u>12.75</u>	
		<u>1,025.37</u>	
Total Disbursements			<u>301,325.37</u>

EQUITY

Increase (Decrease) in Equity during Period			\$ 312,175.02
---	--	--	----------------------

C&R FOUNDATION

BALANCE SHEET as at November 30, 2008 (Unaudited)

Assets

Current

Cash on hand and in bank	\$ 1,324,520.50
Investments	11,284,424.90
Cash Inv acct	9,889.10
Note Receivable	500,000.00
Interest Receivable	29,972.89
TOTAL ASSETS	\$ 13,148,807.39
TOTAL LIABILITIES	
Loan Payables	\$ 12,530.59

STATEMENT OF CHANGES IN EQUITY

Balance at Beginning of Period	\$ 14,065,107.69
Increase (Decrease) in Equity during period	(928,830.89)
Surplus at End of Period	\$ 13,136,276.80

Equity and Liabilities **\$ 13,148,807.39**

Approved by: _____



C&R FOUNDATION

STATEMENT OF RECEIPTS AND DISBURSEMENTS

for the period ended November 30, 2008
(Unaudited)

Receipts

Received Donations	\$	0.00	
Interest and Investment Income		<u>522,690.76</u>	
Total Receipts			\$ 522,690.76

Disbursements

Gifts to Qualified Donees	\$	1,450,500.00	
Administrative Expenses			
Accounting & Legal fees	\$	1,003.35	
Bank fees and Interest expense		<u>18.30</u>	
		<u>1,021.65</u>	
Total Disbursements			<u>1,451,521.65</u>

EQUITY

Increase (Decrease) in Equity during Period			\$ (928,830.89)
---	--	--	------------------------

C&R FOUNDATION

BALANCE SHEET as at November 30, 2009 (Unaudited)

Assets

Current

Cash on hand and in bank	\$	70,962.80
Investments		11,344,730.60
Cash Inv acct		8,317.20
Interest Receivable on Investment		1,770.13
GST Receivable		23.12

TOTAL ASSETS **\$ 11,425,803.85**

TOTAL LIABILITIES


Loan Payables **\$ 12,530.59**

STATEMENT OF CHANGES IN EQUITY

Balance at Beginning of Period	\$	13,136,276.80
Increase (Decrease) in Equity during period		(1,723,003.54)
Surplus at End of Period	\$	<u>11,413,273.26</u>

Equity and Liabilities **\$ 11,425,803.85**

Approved by: [Redacted]



COPY

C&R FOUNDATION

STATEMENT OF RECEIPTS AND DISBURSEMENTS

for the period ended November 30, 2009

(Unaudited)

Receipts

Received Donations	\$	0.00	
Interest and Investment Income		<u>96,560.41</u>	
Total Receipts			\$ 96,560.41

Disbursements

Gifts to Qualified Donees	\$	1,818,561.64	
Administrative Expenses			
Accounting & Legal fees	\$	977.61	
Bank fees and Interest expense		<u>24.70</u>	
		<u>1,002.31</u>	
Total Disbursements			<u>1,819,563.95</u>


EQUITY

Increase (Decrease) in Equity during Period			\$ (1,723,003.54)
---	--	--	--------------------------


SERVICE

INTEGRITY

TRUST




- ◆ Notice to Reader
- ◆ Statement of Financial Position
- ◆ Statement of Operations and Changes in Net Assets



Revenues	5,933
Expenditures	10,752,539
Deficiency of Revenues Over Expenditures	(10,746,606)

UNAUDITED
See "Notice to Reader"





S E R V I C E

I N T E G R I T Y


T R U S T

Notice to Reader

On the basis of information provided by management, we have compiled the Statement of Financial Position of **C & R Foundation** as at November 30, 2010 and the Statement of Operations and Changes in Net Assets for the year then ended.

We have not performed an audit or a review engagement in respect of these financial statements and, accordingly, we express no assurance thereon.

Readers are cautioned that these statements may not be appropriate for their purposes.




Chartered Accountants

Vancouver, B.C.



COPIES



C & R FOUNDATION

Statement of Financial Position

AS AT NOVEMBER 30, 2010

	2010	2009
	\$	\$
ASSETS		
Cash and Cash Equivalents	679,184	11,424,010
GST/HST Rebate Recoverable	13	23
Interest Receivable		1,770
	<hr/>	<hr/>
	679,197	11,425,803
	<hr/>	<hr/>
LIABILITY		
Loan Payable	12,531	12,531
NET ASSETS		
Unrestricted Net Assets	666,666	11,413,272
	<hr/>	<hr/>
	679,197	11,425,803
	<hr/>	<hr/>

C & R FOUNDATION

Statement of Operations and Changes in Net Assets

FOR THE YEAR ENDED NOVEMBER 30, 2010

	2010	2009
	\$	\$
REVENUES		
Interest Income	5,682	96,560
Dividend Income	251	-
	<hr/>	<hr/>
	5,933	96,560
	<hr/>	<hr/>
EXPENDITURES		
Gifts to Qualified Donees	10,752,000	1,818,562
Bank Charges	14	25
Professional Fees	525	978
	<hr/>	<hr/>
	10,752,539	1,819,565
	<hr/>	<hr/>
DEFICIENCY OF REVENUES OVER EXPENDITURES FOR THE YEAR	(10,746,606)	(1,723,005)
Unrestricted Net Assets, Beginning of the Year	11,413,272	13,136,277
	<hr/>	<hr/>
UNRESTRICTED NET ASSETS, END OF THE YEAR	666,666	11,413,272
	<hr/>	<hr/>



C & R Foundation

November 30, 2011

FINANCIAL STATEMENTS

- ◆ Notice to Reader
- ◆ Statement of Financial Position
- ◆ Statement of Operations and Changes in Net Assets



UNAUDITED
See "Notice to Reader"





S E R V I C E

I N T E G R I T Y

T R U S T

Notice to Reader

On the basis of information provided by the director, we have compiled the Statement of Financial Position of **C & R Foundation** as at November 30, 2011, and the Statement of Operations and Changes in Net Assets for the year then ended.


We have not performed an audit or a review engagement in respect of these financial statements and, accordingly, we express no assurance thereon.

Readers are cautioned that these statements may not be appropriate for their purposes.



Chartered Accountants

Vancouver, B.C.



COPY

C & R FOUNDATION

Statement of Financial Position

AS AT NOVEMBER 30, 2011

	2011	2010
	\$	\$
ASSETS		
Cash and Cash Equivalents	681,975	679,184
GST/IST Rebate Recoverable	-	13
	<hr/>	<hr/>
	681,975	679,197
	<hr/>	<hr/>
LIABILITY		
Loan Payable	12,531	12,531
NET ASSETS		
Unrestricted Net Assets	669,444	666,666
	<hr/>	<hr/>
	681,975	679,197
	<hr/>	<hr/>

UNAUDITED
See "Notice to Reader"

C & R FOUNDATION

Statement of Operations and Changes in Net Assets
FOR THE YEAR ENDED NOVEMBER 30, 2011

	2011	2010
	\$	\$
REVENUES		
Interest Income	7,662	5,682
Dividend Income	-	251
	<hr/>	<hr/>
	7,662	5,933
	<hr/>	<hr/>
EXPENDITURES		
Bank Charges	14	14
Gifts to Qualified Donees	-	10,752,000
Professional Fees	4,870	525
	<hr/>	<hr/>
	4,884	10,752,539
	<hr/>	<hr/>
EXCESS (DEFICIENCY) OF REVENUES OVER EXPENDITURES FOR THE YEAR	2,778	(10,746,606)
Unrestricted Net Assets, Beginning of the Year	666,666	11,413,272
	<hr/>	<hr/>
UNRESTRICTED NET ASSETS, END OF THE YEAR	669,444	666,666
	<hr/>	<hr/>

UNAUDITED
See "Notice to Reader"

C & R Foundation

November 30, 2013

COPY - COPY

- ◆ Notice to Reader
- ◆ Statement of Financial Position
- ◆ Statement of Operations and Changes in Net Assets

UNAUDITED
See "Notice to Reader"



Notice to Reader

On the basis of information provided by the Directors, we have compiled the Statement of Financial Position of **C & R Foundation** as at November 30, 2013 and the Statement of Operations and Changes in Net Assets for the year then ended.


We have not performed an audit or a review engagement in respect of these financial statements and, accordingly, we express no assurance thereon.

Readers are cautioned that these statements may not be appropriate for their purposes.



Chartered Accountants

Vancouver, B.C.



COPY

C & R FOUNDATION

Statement of Financial Position
AS AT NOVEMBER 30, 2013

	2013	2012
	\$	\$
ASSETS		
Cash and Cash Equivalents	698,428	690,193
LIABILITIES		
Loan Payable	17,453	13,022
Due to Related Party	464	-
NET ASSETS		
Unrestricted Net Assets	680,511	677,171
	698,428	690,193

C & R FOUNDATION

Statement of Operations and Changes in Net Assets
FOR THE YEAR ENDED NOVEMBER 30, 2013

	2013	2012
	\$	\$
REVENUES		
Interest Income	1,473	8,241
Dividend Income	6,799	-
	<hr/>	<hr/>
	8,272	8,241
EXPENDITURES		
Bank Charges	37	23
Professional Fees	4,895	491
	<hr/>	<hr/>
	4,932	514
EXCESS OF REVENUES OVER EXPENDITURES		
	3,340	7,727
Unrestricted Net Assets, Beginning of the Year	677,171	669,444
	<hr/>	<hr/>
UNRESTRICTED NET ASSETS, END OF THE YEAR	680,511	677,171

UNAUDITED
See "Notice to Reader"


C & R Foundation

November 30, 2014

COPY - COPY

- ◆ Notice to Reader
- ◆ Statement of Financial Position
- ◆ Statement of Operations and Changes in Net Assets

UNAUDITED
See "Notice to Reader"




Notice to Reader

On the basis of information provided by management, we have compiled the Statement of Financial Position of **C & R Foundation** as at November 30, 2014 and the Statement of Operations and Changes in Net Assets for the year then ended.

We have not performed an audit or a review engagement in respect of these financial statements and, accordingly, we express no assurance thereon.

Readers are cautioned that these statements may not be appropriate for their purposes.



Chartered Accountants

Vancouver, B.C.


COPY | COPY

C & R FOUNDATION

Statement of Financial Position

AS AT NOVEMBER 30, 2014

	2014	2013
	\$	\$
ASSETS		
Cash and Cash Equivalents	-	698,427
		<hr/>
LIABILITIES		
Loan Payable	-	17,453
Due to Related Party	-	464
NET ASSETS		
Unrestricted Net Assets	-	680,510
		<hr/>
	-	698,427
		<hr/>

COPY - COPY

C & R FOUNDATION

Statement of Operations and Changes in Net Assets
FOR THE YEAR ENDED NOVEMBER 30, 2014

	2014	2013
	\$	\$
REVENUES		
Interest Income	6,838	1,473
Dividend Income	-	6,799
	<hr/>	<hr/>
	6,838	8,272
EXPENDITURES		
Bank Charges	37	38
Gifts to Qualified Donees	687,311	-
Professional Fees	-	4,895
	<hr/>	<hr/>
	687,348	4,933
NET (DEFICIENCY) EXCESS OF REVENUES OVER EXPENDITURES		
	(680,510)	3,339
Unrestricted Net Assets, Beginning of the Year	680,510	677,171
	<hr/>	<hr/>
UNRESTRICTED NET ASSETS, END OF THE YEAR	-	680,510
	<hr/>	<hr/>

UNAUDITED
See "Notice to Reader"