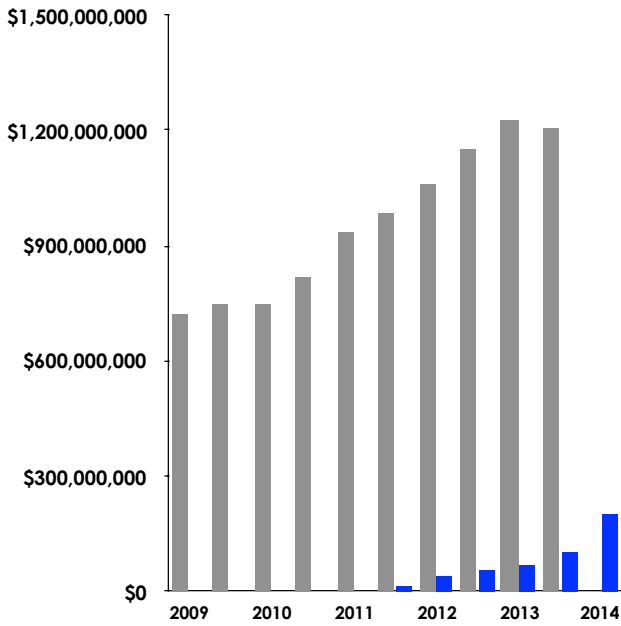


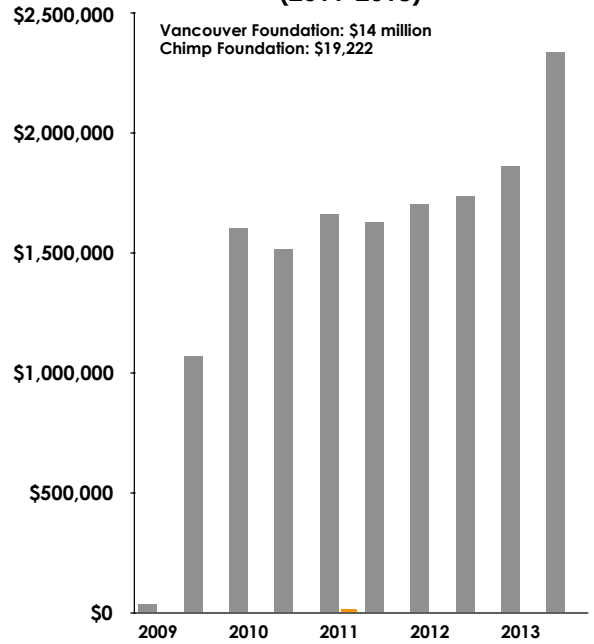
Chimp Foundation Compared to Vancouver Foundation

■ Vancouver Foundation ■ Chimp Foundation

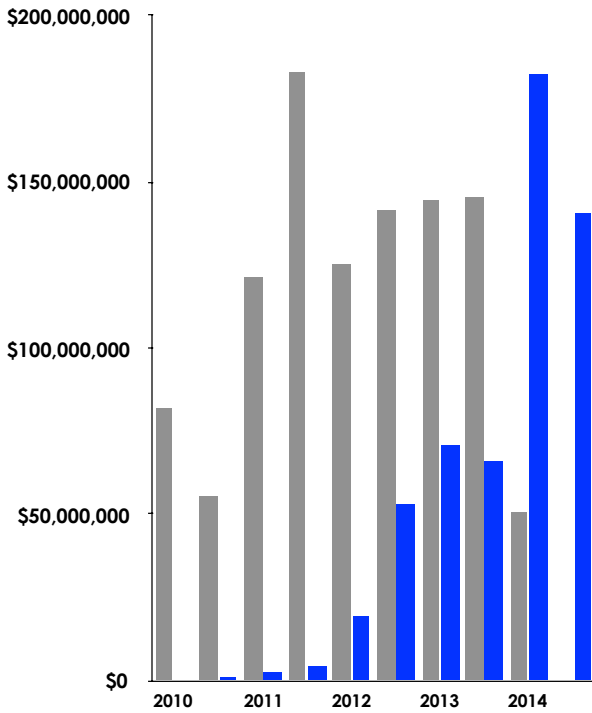
Total Assets



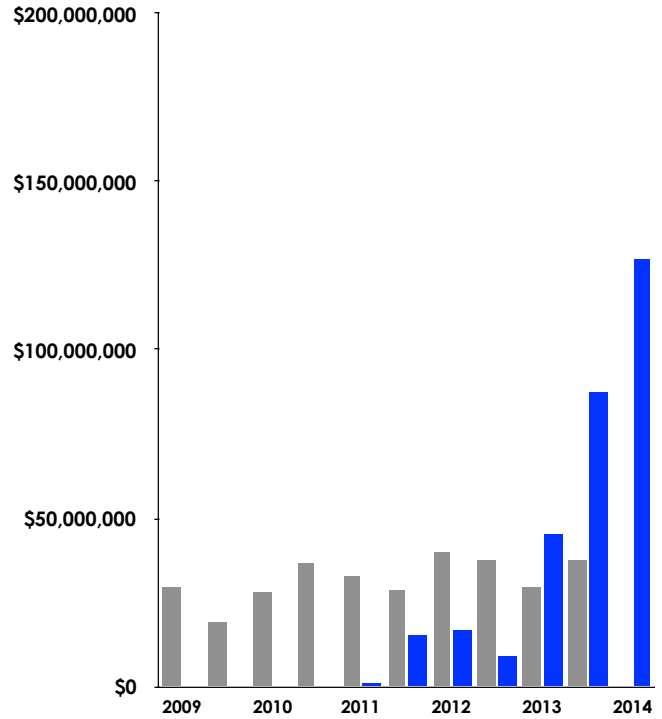
Expenditures on Fundraising (2011-2018)



Total Revenue



Tax-Received Donations

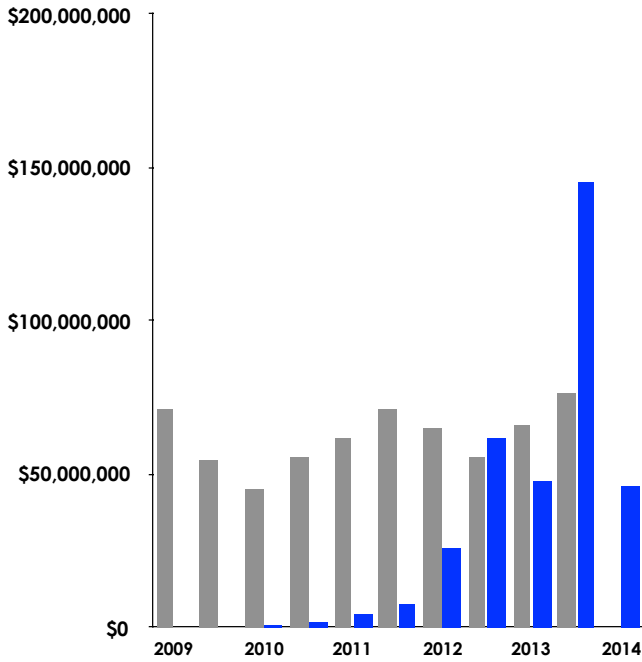


NOTE: The 2019 tax return for Vancouver Foundation is not yet available.

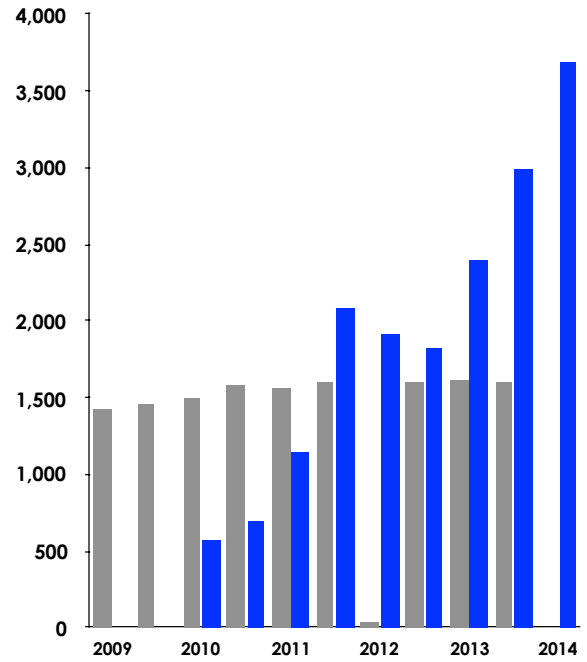
Chimp Foundation Compared to Vancouver Foundation

■ Vancouver Foundation ■ Chimp Foundation

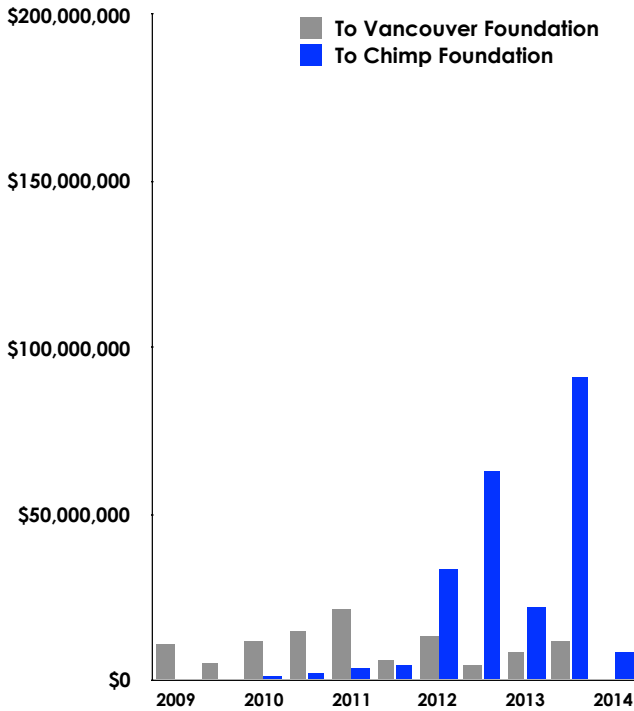
Total Expenditures



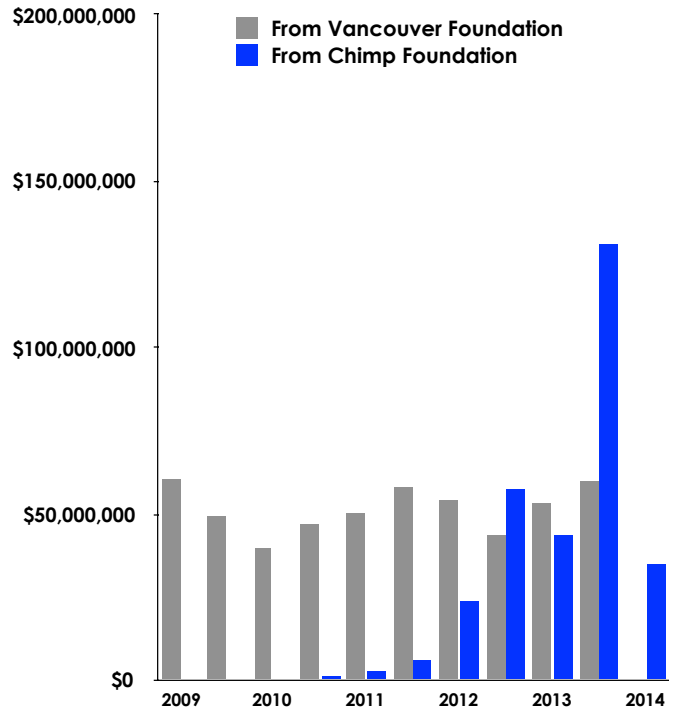
Number of Recipients Funded Per Year



Gifts From Other Registered Charities



Gifts to Other Registered Charities & Qualified Donees



NOTE: The 2019 tax return for Vancouver Foundation is not yet available.

Table 17. Charitable Impact Foundation (“Chimp”) and Vancouver Foundation: A Comparison (2009-2019)

| | | 2009 | 2010 | 2011 | 2012 | 2013 | 2014 | 2015 | 2016 | 2017 | 2018 | 2019 | 2011-2019 | 2015-2019 |
|--|----------------------|---------------|---------------|---------------|---------------|---------------|---------------|-----------------|-----------------|-----------------|-----------------|---------------|---------------|---------------|
| Total Assets | Vancouver Foundation | \$721,380,110 | \$748,706,748 | \$748,391,116 | \$814,959,358 | \$933,587,389 | \$985,721,602 | \$1,061,713,310 | \$1,150,302,578 | \$1,229,400,939 | \$1,203,087,272 | n/a | | |
| | Chimp Foundation | \$0 | \$0 | \$690,863 | \$2,086,435 | \$2,853,762 | \$15,335,058 | \$42,788,803 | \$52,662,032 | \$69,991,715 | \$105,869,425 | \$202,148,377 | | |
| Total Revenue | Vancouver Foundation | \$140,993,409 | \$82,341,158 | \$55,535,006 | \$121,557,880 | \$183,268,563 | \$125,182,755 | \$141,676,773 | \$144,652,460 | \$145,275,419 | \$50,540,894 | n/a | \$967,689,750 | \$482,145,546 |
| | Chimp Foundation | \$0 | \$0 | \$1,235,812 | \$2,541,210 | \$4,636,295 | \$19,792,702 | \$53,370,027 | \$70,882,192 | \$66,058,832 | \$182,013,413 | \$140,775,754 | \$541,306,237 | \$513,100,218 |
| Total Expenditures | Vancouver Foundation | \$71,224,958 | \$54,853,926 | \$45,334,379 | \$55,622,539 | \$61,784,354 | \$71,537,061 | \$65,236,788 | \$55,824,963 | \$66,140,230 | \$76,576,779 | n/a | \$498,057,093 | \$263,778,760 |
| | Chimp Foundation | \$0 | \$0 | \$564,949 | \$1,203,057 | \$3,818,850 | \$7,342,914 | \$26,292,292 | \$61,637,174 | \$47,853,291 | \$145,284,475 | \$46,237,828 | \$340,234,830 | \$327,305,060 |
| Tax-receipted gifts | Vancouver Foundation | \$29,603,140 | \$19,135,284 | \$27,907,248 | \$36,307,386 | \$32,429,411 | \$29,107,082 | \$39,651,411 | \$37,261,635 | \$29,567,464 | \$37,341,462 | n/a | \$269,573,099 | \$143,821,972 |
| | Chimp Foundation | | | \$149,916 | \$362,313 | \$768,044 | \$15,505,643 | \$17,020,234 | \$9,083,255 | \$45,709,515 | \$87,394,056 | \$126,485,972 | \$302,478,948 | \$285,693,032 |
| Gifts from other registered charities | Vancouver Foundation | \$10,889,664 | \$5,428,147 | \$11,769,003 | \$14,908,313 | \$21,055,448 | \$5,856,711 | \$13,004,133 | \$4,417,733 | \$8,550,122 | \$11,620,377 | n/a | \$91,181,840 | \$37,592,365 |
| | Chimp Foundation | | | \$1,086,000 | \$2,178,205 | \$3,865,264 | \$4,576,326 | \$33,387,978 | \$62,565,548 | \$22,053,716 | \$90,960,801 | \$7,917,334 | \$228,591,172 | \$216,885,377 |
| Fundraising | Vancouver Foundation | \$38,249 | \$1,071,660 | \$1,608,207 | \$1,514,191 | \$1,664,644 | \$1,626,717 | \$1,698,436 | \$1,740,559 | \$1,854,961 | \$2,341,209 | n/a | \$14,048,924 | \$7,635,165 |
| | Chimp Foundation | | \$0 | \$0 | \$2,849 | \$16,373 | \$0 | \$0 | \$0 | \$0 | \$0 | n/a | \$19,222 | \$0 |
| Gifts to Other Registered Charities & Qualified Donees | Vancouver Foundation | \$60,393,553 | \$49,362,432 | \$39,369,538 | \$47,065,138 | \$50,157,767 | \$58,424,121 | \$53,951,191 | \$43,873,366 | \$53,416,039 | \$59,849,192 | n/a | \$406,106,352 | \$211,089,788 |
| | Chimp Foundation | \$0 | \$0 | \$434,639 | \$1,028,940 | \$2,900,790 | \$6,221,900 | \$23,406,068 | \$57,561,312 | \$43,821,381 | \$130,874,268 | \$35,165,729 | \$301,415,027 | \$290,828,758 |
| Number of Grant | Vancouver Foundation | 1,414 | 1,450 | 1,493 | 1,575 | 1,559 | 1,593 | 25 | 1,592 | 1,622 | 1,596 | n/a | 11,055 | 4,835 |
| | Chimp Foundation | 0 | 0 | 562 | 691 | 1,146 | 2,080 | 1,906 | 1,825 | 2,397 | 2,986 | 3,687 | 17,280 | 12,801 |

Source: Compiled from Canadian tax returns. Last updated: April 20, 2020.

DISCLAIMER: This spreadsheet compiles information that is publicly available at the web-site of the Canada Revenue Agency: <https://www.canada.ca/en/revenue-agency/services/charities-giving/charities-listings.html> This information was compiled by Vivian Krause. While this information is believed to be accurate, it is not guaranteed to be so. Users of this material should exercise due diligence to ensure the accuracy and currency of all information. The information contained herein is subject to change without notice, and may become out-dated and may or may not be updated.

@FairQuestions